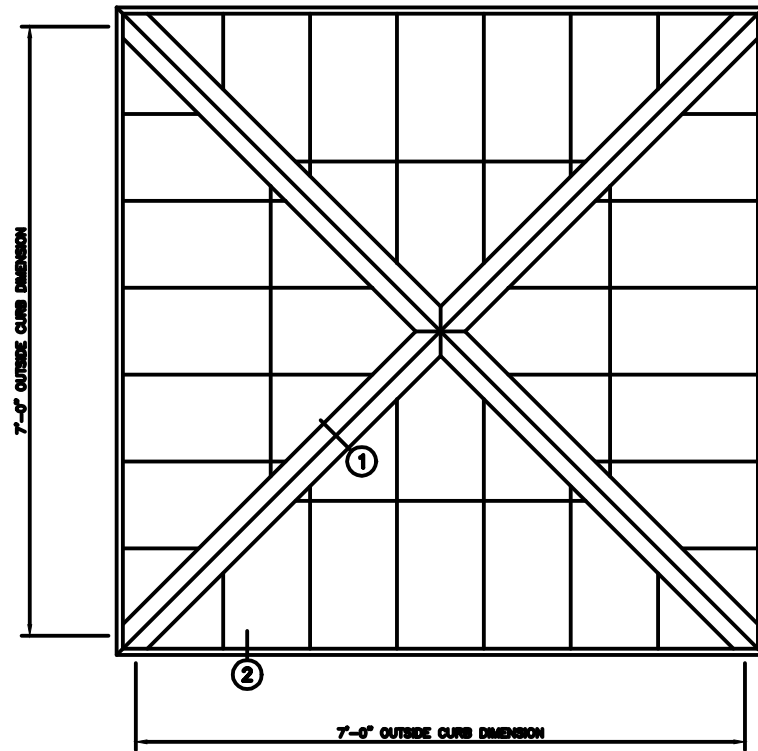
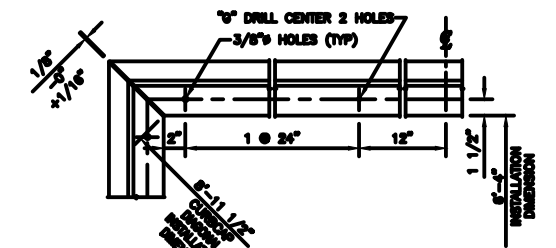


# 33.33° - 7'-0" PYRAMID



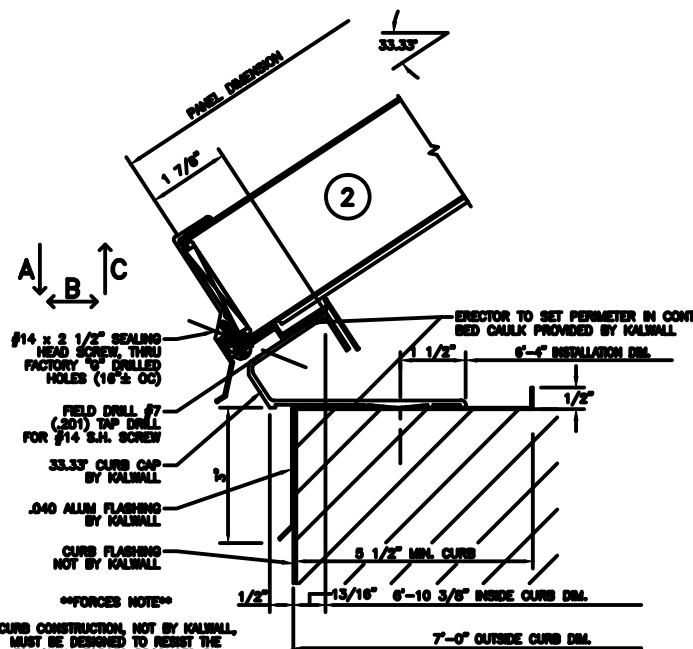
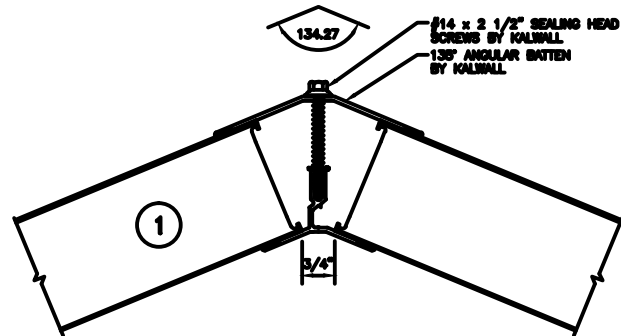
**PYRAMID PLAN**  
NOTE: SHIPPED IN 1 UNIT



**CURB CAP PLAN**

SUGGESTED FASTENING OF CURB CAP TO CURB		
CURB TYPE	FASTENER &	SPACING
WOOD	#14 R.H. S.S. - 4" L.G.	24" O.C.
STEEL	#14 R.H. S.S. - 1" L.G.	24" O.C.
CONCRETE	1/4" x 3 1/4" POWER STUD CH #7005	24" O.C.

\*NOT SUPPLIED BY KALWALL UNLESS INSTALLED BY KALWALL  
ALL FASTENERS TO BE IN HOLE 1/8" LARGER THAN FASTENER DIA.  
HOLE AT CENTER OF CURB TO BE SAME DIA. AS FASTENER



**\*\*FORCED NOTE\*\***  
CURB CONSTRUCTION, NOT BY KALWALL, MUST BE DESIGNED TO RESIST THE FOLLOWING FORCES PRODUCED BY  
A PEF LIVE LOAD  
A PEF SNOW LOAD  
A PEF DRIFT LOAD  
A: \_\_\_\_\_ LBS/SIDE  
B: \_\_\_\_\_ LBS/SIDE  
C: \_\_\_\_\_ LBS/SIDE

**KALWALL®**  
high performance translucent building systems