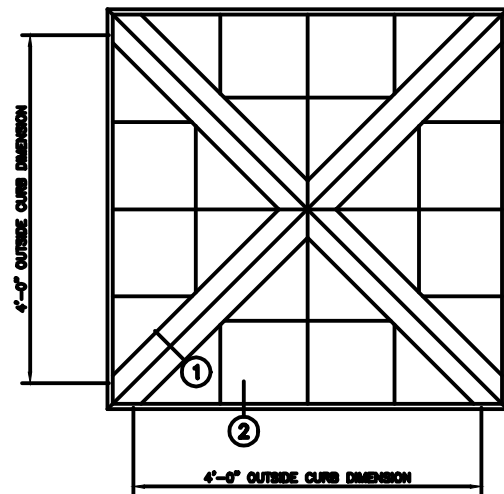
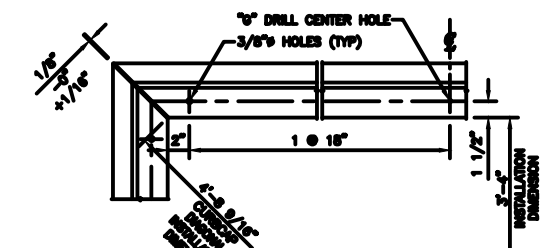


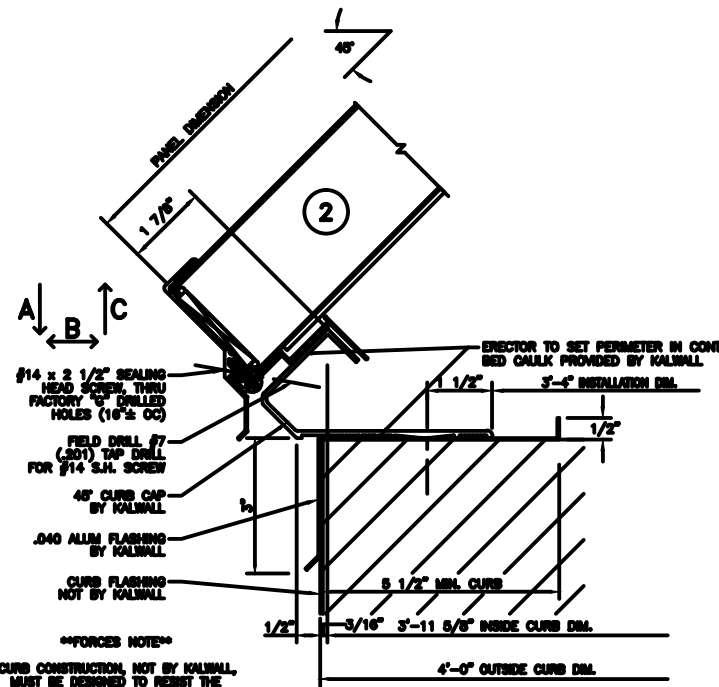
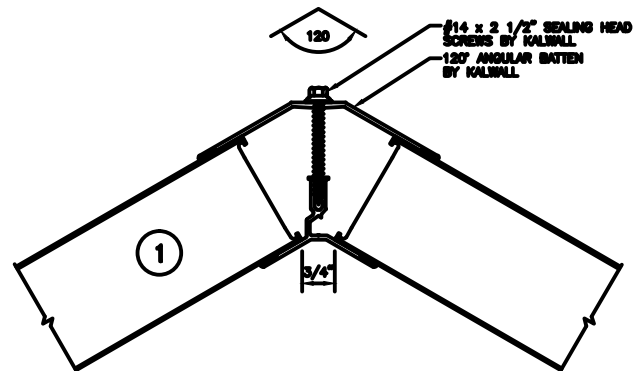
45° - 4'-0" PYRAMID



PYRAMID PLAN
NOTE: SHIPPED IN 1 UNIT



CURB CAP PLAN



****FORCES NOTE****
CURB CONSTRUCTION, NOT BY KALWALL, MUST BE DESIGNED TO RESIST THE FOLLOWING FORCES PRODUCED BY
A PFF LIVE LOAD
A PFF WIND LOAD
A PFF SNOW LOAD
A PFF DRIFT LOAD
A: _____ LBS/SIDE
B: _____ LBS/SIDE
C: _____ LBS/SIDE

SUGGESTED FASTENING OF CURB CAP TO CURB		
CURB TYPE	FASTENER &	SPACING
WOOD	#14 R.H. S.S. - 4" L.G.	24" O.C.
STEEL	#14 R.H. S.S. - 1" L.G.	24" O.C.
CONCRETE	1/4" x 3 1/4" POWER STUD CH #7005	24" O.C.

NOT SUPPLIED BY KALWALL UNLESS INSTALLED BY KALWALL
ALL FASTENERS TO BE IN HOLE 1/8" LARGER THAN FASTENER DIA.
HOLE AT CENTER OF CURB TO BE SAME DIA. AS FASTENER

KALWALL®
high performance translucent building systems